

Visionary Leadership

Driving Our Shared Future



Ray Currier
Chief Executive Officer



Chris Maynard
President

United in Purpose | Board of Directors



Karen Walters
Chair

Kyle Dykes
Vice Chair

Brian Oat
Secretary

Louis Fusaro Sr.
Treasurer



David Moorehead
Director

Kenneth Levy
Director

Travis Williams
Director

Jeff Mastracchio
Director



Adam Smogowicz
Director

Grace Vandal
Director

Nancy Bulkeley
Director



Glenn Wilcox
Board Member Emeritus

Jean Swift
Board Member Emeritus

Supervisory Committee

Kenneth Levy | Clinton Christensen | Barbara Crouch | Rosalia Gonzales | Mark Topliff

CorePlus.org

860-886-0576
800-724-0779

202 Salem Turnpike,
Norwich, CT 06360



Two Legacies.

One Shared Mission.



2025 Annual Report to our members + community



Letter from the Board Chair and Chief Executive Officer

Dear Members,
The theme for our 2024 Annual Report, "The Best is Yet to Come," was a promise of a brighter future for our members as we moved closer to a finalized merger with Scient Federal Credit Union. On October 1, 2025 CorePlus and Scient became legally recognized as one credit union. Combined, we celebrate 146 years of service to our members. We look forward to building upon two strong legacies of service with a promise to the membership of a credit union that is well positioned for the future while offering an enhanced service experience. As we move forward as a combined entity, we will not lose sight of fulfilling our promise and our shared mission of "financial wellness for all."

Our merger will be memorialized as one of the most impactful changes in our history, and certainly the most notable of our accomplishments in 2025. Upon the completion of the merger, the combined assets totaled \$673.5 million, nearly double CorePlus' 2024 year-end asset size of \$343.3 million. Members benefit from the combined entity's increased strength and efficiency, as we realized a healthy return on assets of 118 basis points generating \$6,003,085 in net income for 2025. The net worth ratio, a key regulatory measurement of safety and soundness, increased to 10.30%, significantly above the 7.00% minimum requirement for a well-capitalized credit union. The credit union ended the year with total loans at \$503.9 million with \$.88 cents of every dollar in deposits being loaned back out to the membership. Loan quality is very good with reportable delinquency at 31 basis points. Our healthy financial statement lays a strong foundation to support the strategic growth objectives of our newly combined credit union.

With strong earnings and a healthy net worth ratio, the credit union is well positioned for growth, expanded community focus, and enhanced member value. 2026 will be a year of transition as we prepare to combine multiple systems starting in June and ending in September. Much of 2025 was spent laying the groundwork for the merger-related promise of delivering enhanced member value. In 2026, members can look forward to a new state-of-the-art digital banking system. The new system is highly intuitive, making it easy to move money between accounts at other institutions as well as integrating account balances and transaction history from external accounts. Members will begin receiving notice in the upcoming months regarding this digital banking upgrade as well as core system upgrades slated for the end of September. Beginning in October, CorePlus and Scient will be operationally

combined and no longer operating under two names. More information on our new name will be coming soon.

While much of our time and accomplishments for 2025 are tied directly to the merger, we did not lose sight of other service-related goals and objectives. One such strategic priority was to upgrade our branch in Plainfield to better serve our members. We are pleased to announce that we have purchased land at 750 Norwich Rd. in Plainfield and will be starting construction on a new branch in the upcoming months. The new branch will provide drive-up transactional and ATM service as well as enhanced privacy inside the branch. We are anticipating the ribbon cutting for this facility to take place in November.

The merger has not slowed us down when it comes to community engagement. We invite members to pick up a copy of our 2025 Community Impact Report to see detailed information on the collective efforts of our combined organization. This report highlights the credit union's financial contributions and volunteer hours to many of the local non-profits that contribute so much to our community. Our 2025 contributions totaled \$115,000 in donations and sponsorships. Our employees volunteered over 500 hours to local non-profits. This volunteerism ranges from physical labor on a Habitat build, handing out food at a local food drive to serving on volunteer Boards and committees. The majority of these volunteer hours are outside of normal working hours. We are very proud to have a culture of giving at our Credit Union and thank our employees for their generosity.

In closing, we would be remiss if we did not recognize the 130 employees of our combined organization. As we unite into one, we're thankful for the strong employee-focused culture of both organizations and a team that looks beyond themselves to a higher calling of service to our members. Thank you.



- **Raymond J. Currier**
Chief Executive Officer



- **Karen Walters**
Board Chair

CorePlus Federal Credit Union - Statement of Financial Condition

(For The Years Ended December 31, 2025 and 2024)

Assets

Cash	\$ 27,667,748	\$ 9,700,478
Investments	97,447,159	78,092,161
Loans to Members (Net)	486,815,320	229,311,812
Purchased Loans	13,209,993	16,258,016
Other Assets	48,438,078	10,009,801

Total Assets \$ 673,578,298 \$ 343,372,268

Liabilities and Members' Equities

Liabilities

Members' Shares and Savings Accounts	553,389,363	305,388,402
Non-Member Deposits	20,143,000	2,881,000
Borrowed Funds	27,000,000	8,000,000
Accrued Expenses and Other Liabilities	7,223,025	2,662,299

Total Liabilities 607,755,388 318,931,701

Members' Equities

Undivided Earnings and Other Accounts	65,822,910	24,440,567
---------------------------------------	------------	------------

Total Members' Equities 65,822,910 24,440,567

Total Liabilities and Equity \$673,578,298 \$343,372,268

CorePlus Federal Credit Union - Statement of Income

(For The Years Ended December 31, 2025 and 2024)

Income

Income on Loans	\$ 20,023,097	\$ 14,136,182
Income on Investments	3,137,191	3,190,627
Other Income	5,783,334	3,627,593

Total Income 28,943,622 20,954,402

Expenses

Employee Compensation and Benefits	7,553,989	5,799,746
Office Occupancy and Operations	2,794,642	2,212,682
Other Expenses	6,171,993	5,172,187
Provision for Loan Losses	1,107,502	1,602,259

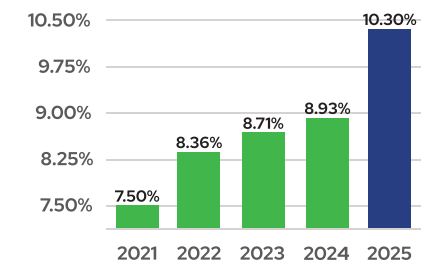
Total Expenses 17,628,126 14,786,874

Net Income Before Dividends 11,315,496 6,167,528

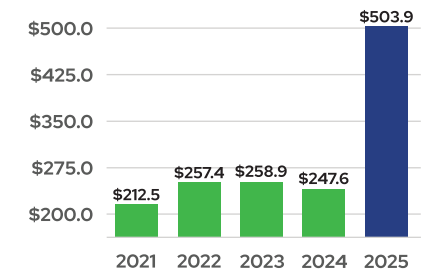
Members' Dividends 5,312,411 4,010,786

Net (Loss) Income \$ 6,003,085 \$ 2,156,742

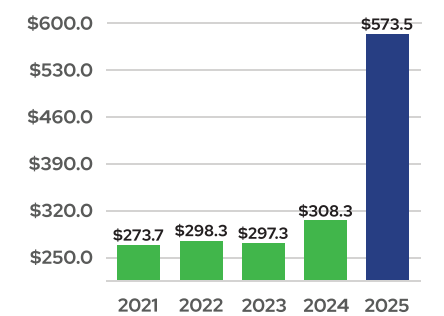
Net Worth Ratio



Total Loans (in millions)



Total Shares and Deposits (in millions)



	2025	2024
Member Growth	68.57%	3.74%
Share Growth	81.21%	4.08%
Loan Growth	112.29%	-3.68%
Change in Equity	169.32%	7.66%
Asset Growth	96.17%	2.68%
Percentage of Income Returned to Members in the Form of Dividends	18.35%	19.14%
Loans Made YTD	\$115,008,139	\$87,428,137
# of Loans made YTD	4,363	3,596
# of Share Accounts	78,345	44,967
# of Certificate Accounts (all)	5,597	3,020
# of Loan Accounts	26,358	14,368
# of Members	50,669	30,058